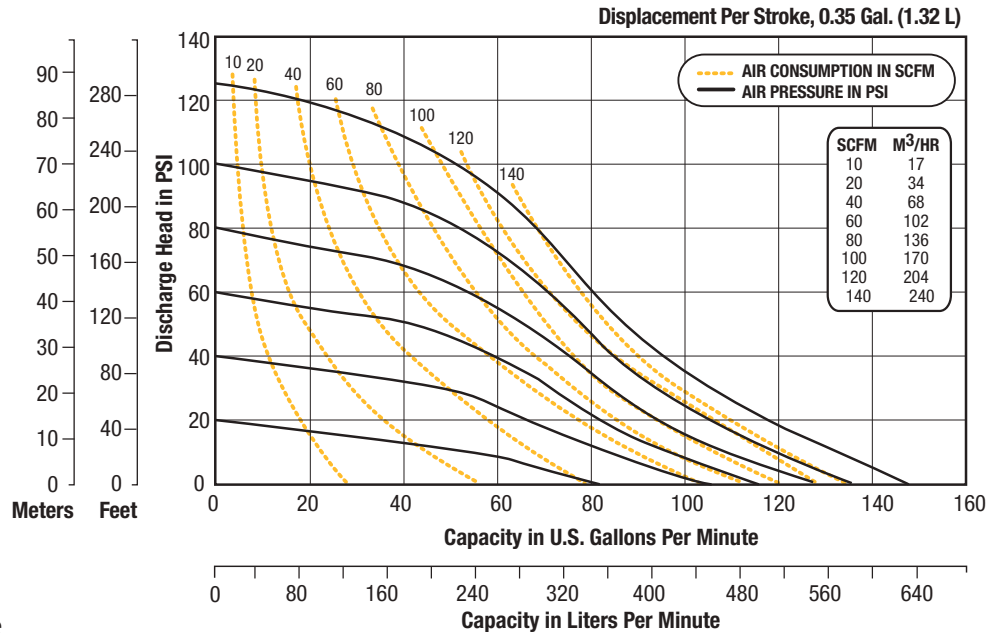


## 3A SANITARY PUMPS

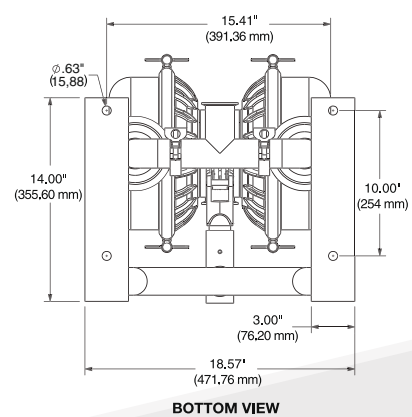
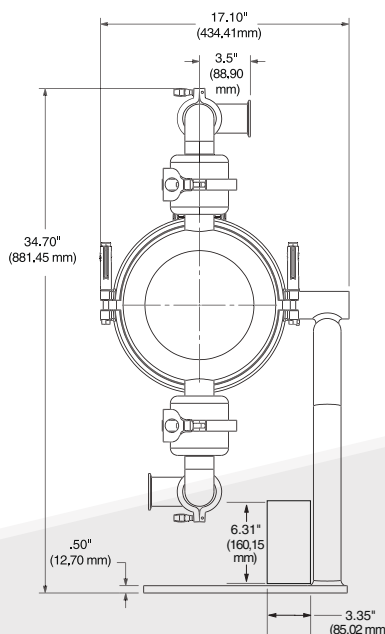
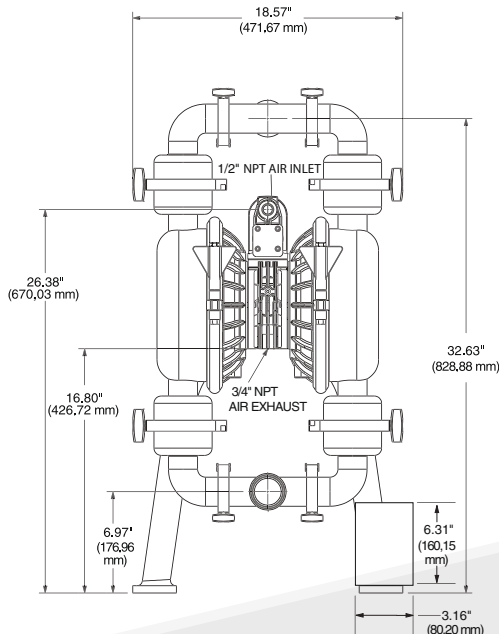
### SP3A20NPT – 2"



### Technical Specifications

**Max Flow** ..... 147 GPM (556 LPM)  
**Max Air Supply or Liquid Pressure** ... 100 psig (6,9 bar)  
**Max Particle Size (Dia.)** ..... 5/8" (15,9 mm)  
**Suction Lift** ..... 9' Dry / 27' Wet (2,7 m / 8,2 m)  
**Temperature Range** ... -35° F (-37° C) to 220° F (104° C)  
**Elastomers** ..... PTFE  
**Center Block** ..... Nickel Plated Aluminum  
**Wetted Section** ..... SS316L-Polished to 32 Ra

**Port Configuration** ..... Center Horizontal  
**Intake / Discharge Connection** ..... 2" Tri-Clamp®  
**Air Inlet / Exhaust** ..... 1/2" NPT / 1" NPT  
**Noise Level** ..... 98 db (A)  
**Shipping Weight** ..... 125 lbs (56,7 kg)  
**Wet End Kit Part Number** ..... 200-130  
**Air Valve Kit Part Number** ..... 200-004



**STANDARD**  
*Pumps Inc.*  
[www.standardpump.com](http://www.standardpump.com)