

# Hydra-Cell®

Seal-less Pumps

**Versatile, Reliable Pumps for a Wide Range of Applications**



## DI2 Series


- Pumps the full spectrum of low-to-high viscosity fluids.
- Features a seal-less design and horizontal disk check valves that enable the pump to handle abrasives and particulates that might damage or destroy other types of pumps.
- Simple, compact design reduces initial investment and lowers maintenance costs.
- Operational efficiencies reduce energy costs.
- Able to run dry without damage (or additional maintenance) to the pump in case of accident or operator error.
- Tolerates non-ideal operating conditions.
- Minimizes maintenance and downtime because there are no seals, packing or cups to leak or replace.

# D12 Series

---

Maximum Flow Rate: 8.8 gpm (33.4 l/min)

Maximum Pressure: 1000 psi (69 bar) for Metallic Pump Heads



*D12 equipped with Model C62 Pressure Regulator Valve and Tube Accessory*

# D12 Series Performance

## Capacities

### Flow

model	Max. Input rpm	Max. Flow @ 1000 psi (69 bar)	
		gpm	l/min
D12-X	1450	8.1	30.6
D12-E	1750	8.8	33.4
D12-S	1750	6.0	22.7
D12-I	1750	4.0	15.0


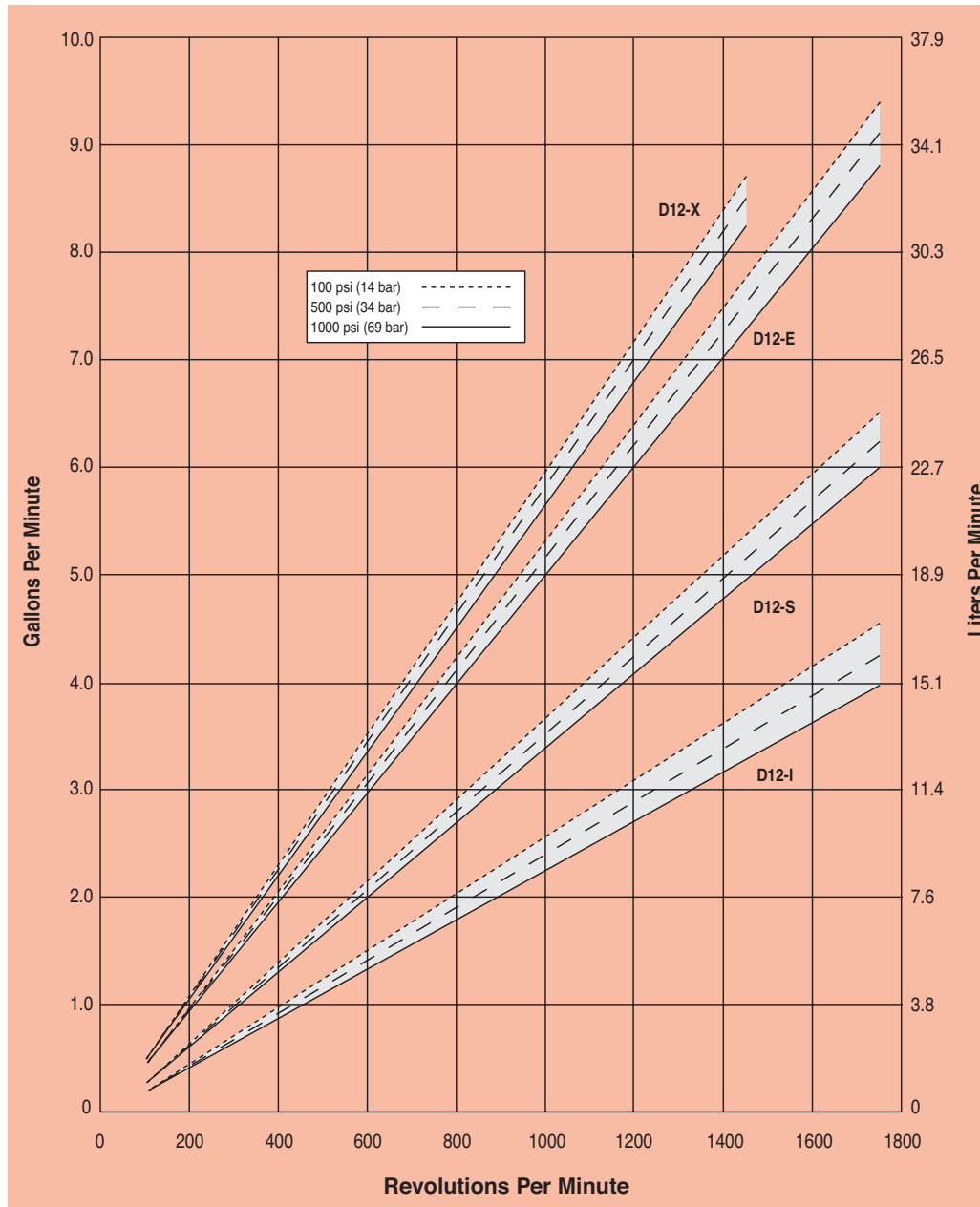
### Pressure

**Maximum Inlet Pressure**  
250 psi (17 bar)

**Maximum Discharge Pressure**  
1000 psi (69 bar)

Performance and specification ratings apply to D12 configurations unless specifically noted otherwise.

## Maximum Flow at Designated Pressure



# D12 Series Specifications

## Flow Capacities @1000 psi (69 bar)

Model	rpm	gpm	l/min
D12-X	1450	8.10	30.6
D12-E	1750	8.83	33.4
D12-S	1750	6.00	22.7
D12-I	1750	3.96	15.0

## Delivery @1000 psi (69 bar)

Model	gal/rev	liters/rev
D12-X	0.0056	0.0211
D12-E	0.0051	0.0191
D12-S	0.0034	0.0130
D12-I	0.0023	0.0086

## Maximum Discharge Pressure

Metallic Heads: 1000 psi (69 bar)

## Maximum Inlet Pressure 250 psi (17 bar)

## Maximum Operating Temperature

Metallic Heads: 250 °F (121 °C) - Consult factory for correct component selection for temperatures from 160 °F (71 °C) to 250 °F (121 °C).

## Maximum Solids Size 500 microns

## Inlet Port 1 inch NPT

## Discharge Port 3/4 inch NPT

## Shaft Diameter 7/8 inch (22.2 mm)

## Shaft Rotation Reverse (bi-directional)

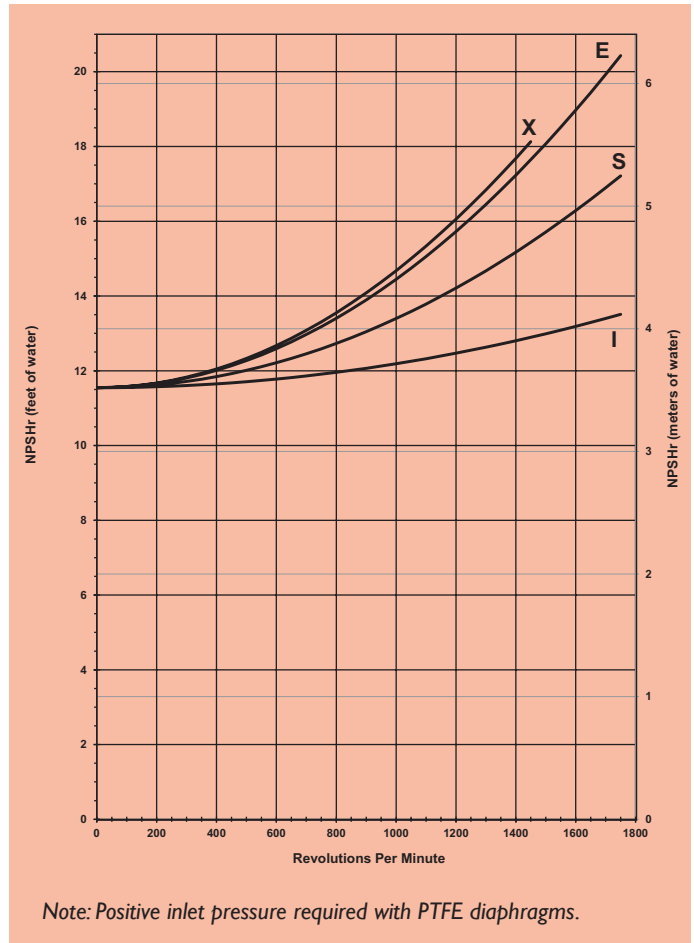
## Bearings Tapered roller bearings

## Oil Capacity 1.5 US quarts (1.4 liters)

## Weight

Metallic Heads: 63 lbs. (28.6 kg)

## Net Positive Suction Head (NPSHr)



## Self-priming:

Each Hydra-Cell pump has different lift capability depending on model size, cam angle, speed, and fluid characteristics. To ensure that your specific lift characteristics are met, refer to the inlet calculations regarding friction, and acceleration head losses in your Hydra-Cell Installation & Service Manual. Compare those calculations to the NPSHr curves above.

## Calculating Required Power

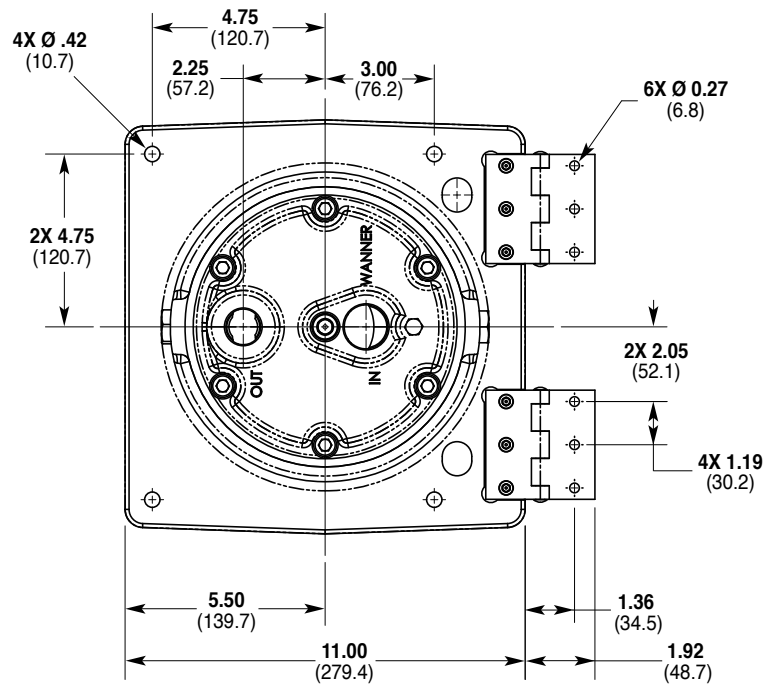
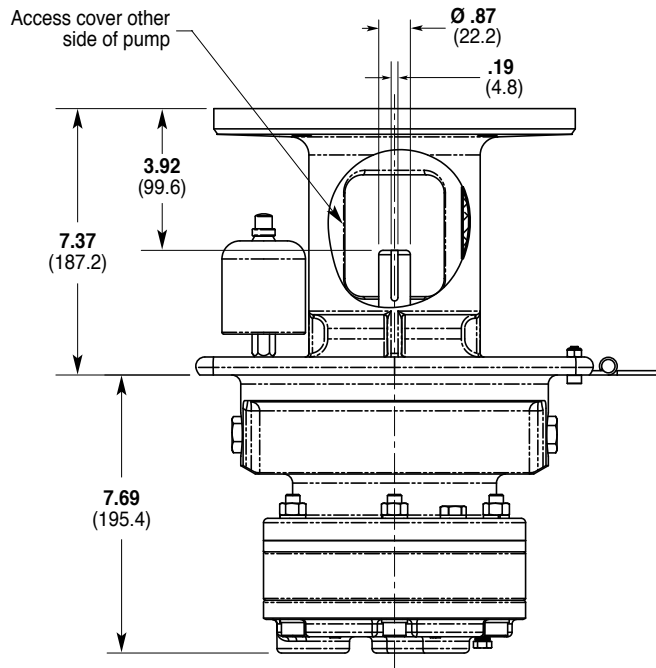
$$\frac{15 \times \text{rpm}}{63,000} + \frac{\text{gpm} \times \text{psi}}{1,460} = \text{electric motor hp}$$

$$\frac{15 \times \text{rpm}}{84,428} + \frac{\text{l/min} \times \text{bar}}{511} = \text{electric motor kW}$$

When using a variable frequency controller (VFD) calculate the hp or kW at minimum and maximum pump speed to ensure the correct hp or kW motor is selected. Note that motor manufacturers typically de-rate the service factor to 1.0 when operating with a VFD.

# DI2 Series Representative Drawings

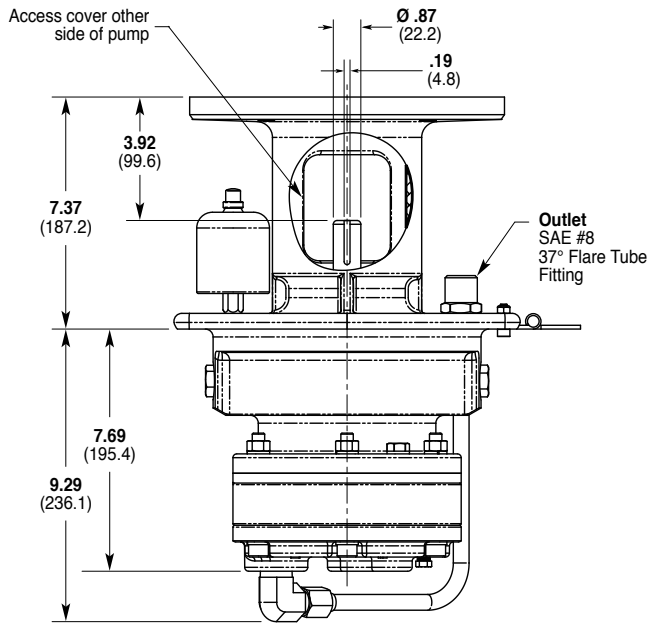
## DI2 Standard Configuration (Metallic Pump Heads) Inches (mm)



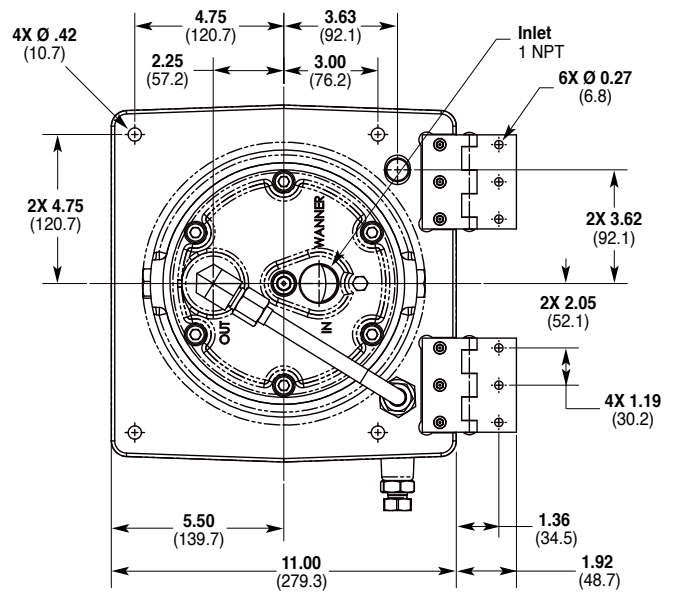
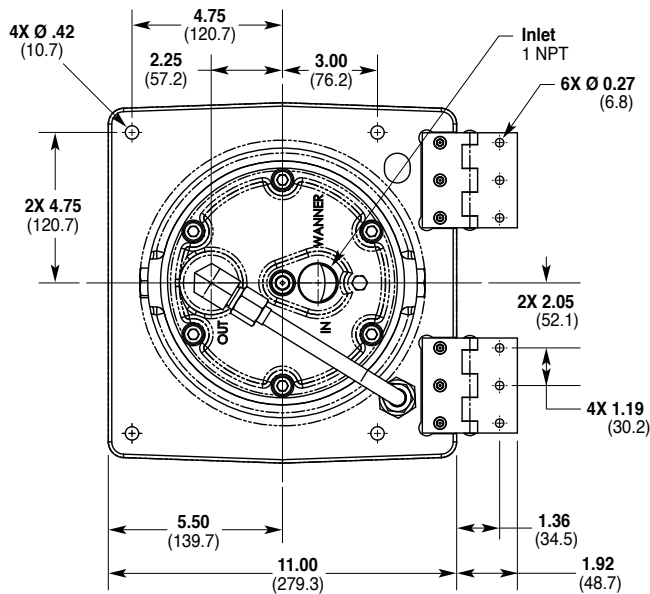
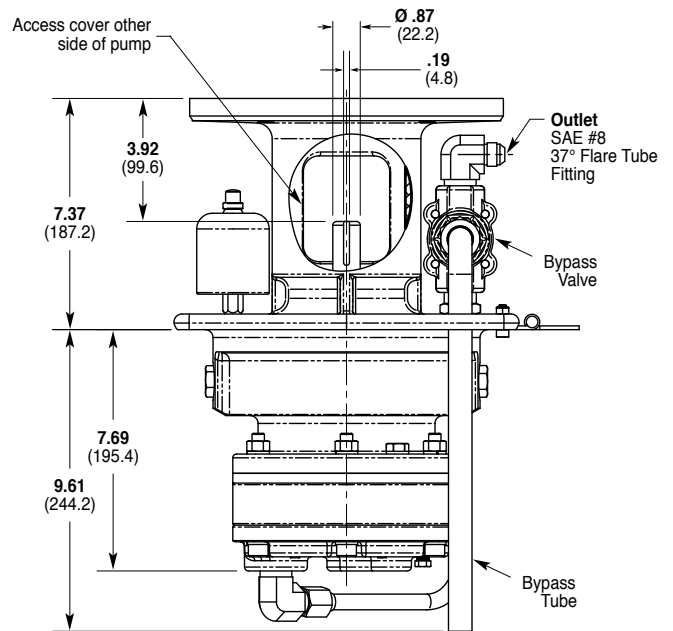
**Note:** Contact factory for additional drawings of specific models and configurations.

# DI2 Series Representative Drawings

## DI2 with Tube Accessory Inches (mm)



## DI2 with Valve/Tube Accessory Inches (mm)

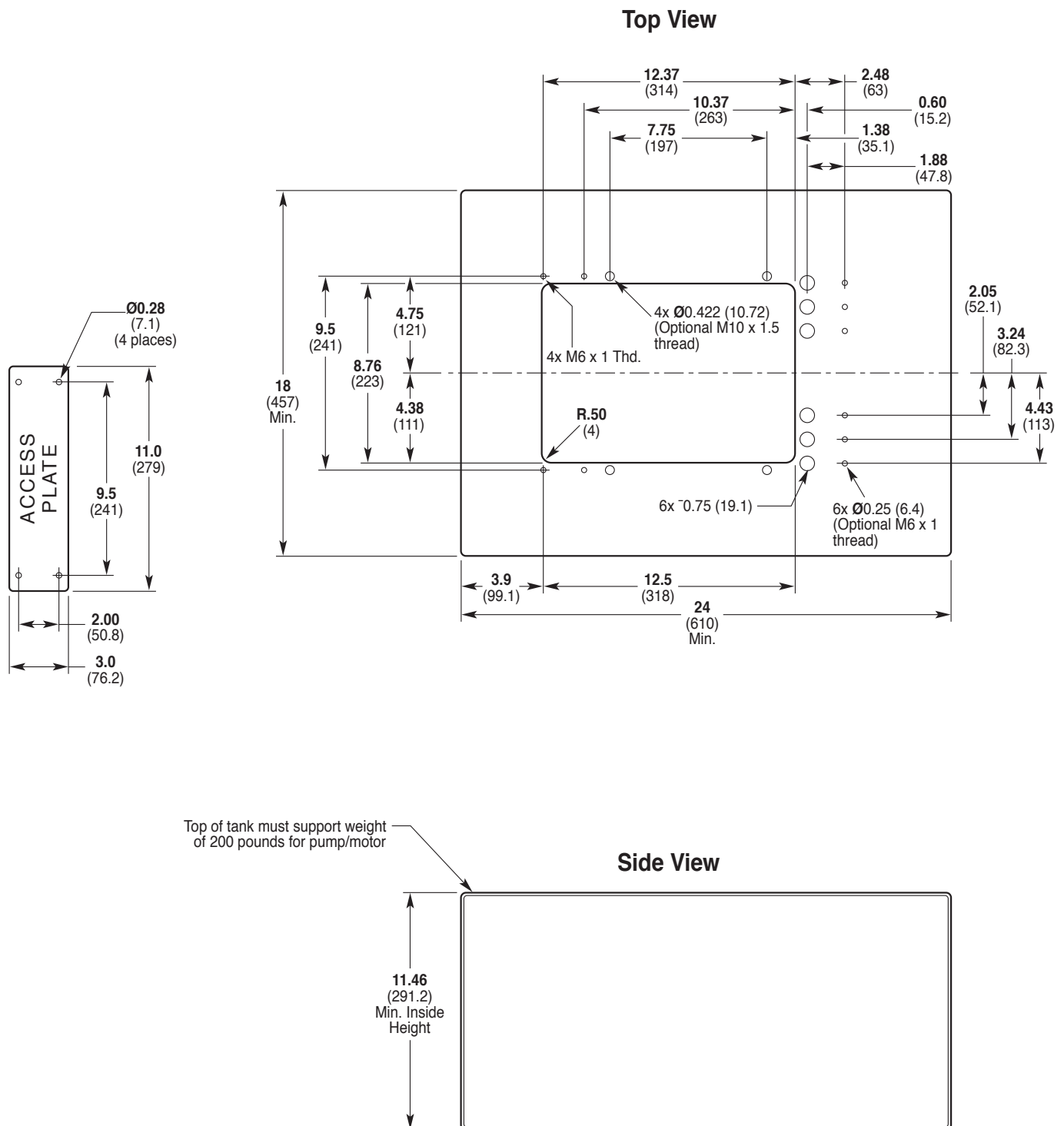


**Note:** Contact factory for additional drawings of specific models and configurations.



# DI2 Series Representative Drawings

## DI2 Models with Minimum Tank Size and Critical Installation Dimensions Inches (mm)



**Note:** Contact factory for additional drawings of specific models and configurations.

# D12 Series **Valve/Tube Accessories**

The Hydra-Cell D12 Tube and Valve/Tube Accessories provide a pre-fabricated plumbing package for simplified installation.  
(See page 6 for dimensions.)

## Ordering Information

**Tube Accessory Part Number:** A04-007-1200

**Valve/Tube Accessory Part Number:** A04-008-1200



## Valve Selection

A seal-less C62 Pressure Regulating Valve is recommended for Hydra-Cell D12 pumping systems, especially for high-pressure requirements or when handling dirty fluids.



A C22 Pressure Regulating Valve provides a capable, lower-cost alternative to C62 valves for Hydra-Cell D12 pumping systems.



*For complete specifications and ordering information, consult the Hydra-Cell Master Catalog.*



# D12 Series **How to Order**

## Ordering Information

1	2	3	4	5	6	7	8	9	10	11	12
---	---	---	---	---	---	---	---	---	----	----	----

A complete D12 Series Model Number contains 12 digits including 9 customer-specified design and materials options, for example: D12XKCGHFECA.

Digit	Order Code	Description
<b>1-3</b>	<b>D12</b>	<b>Pump Configuration</b> Flanged for NEMA 182/184TC, 213/215TC (NPT Ports)* *Tube Accessory Kits ordered separately. See previous page.
<b>4</b>	<b>X</b>	<b>Hydraulic End Cam</b> Max 8.1 gpm (30.6 l/min) @ 1450 rpm
	<b>E</b>	Max 8.8 gpm (33.4 l/min) @ 1750 rpm
	<b>S</b>	Max 6.0 gpm (22.7 l/min) @ 1750 rpm
	<b>I</b>	Max 4.0 gpm (15.0 l/min) @ 1750 rpm
<b>5</b>	<b>K</b>	<b>Pump Head Version</b> Kel-Cell NPT Ports
<b>6</b>	<b>B</b>	<b>Pump Head Material</b> Brass
	<b>C</b>	Cast Iron (Nickel-plated)
	<b>S</b>	316L Stainless Steel
<b>7</b>	<b>E</b>	<b>Diaphragm &amp; O-ring Material</b> EPDM (requires EPDM-compatible oil - Digit 12 oil code C)
	<b>G</b>	FKM
	<b>J</b>	PTFE (available with E and S cams only; 1200 rpm max.)
	<b>P</b>	Neoprene
	<b>T</b>	Buna-N
<b>8</b>	<b>C</b>	<b>Valve Seat Material</b> Ceramic
	<b>D</b>	Tungsten Carbide
	<b>H</b>	17-4 Stainless Steel
	<b>S</b>	316L Stainless Steel
<b>9</b>	<b>C</b>	<b>Valve Material</b> Ceramic
	<b>D</b>	Tungsten Carbide
	<b>F</b>	17-4 Stainless Steel
	<b>N</b>	Nitronic 50
<b>10</b>	<b>E</b>	<b>Valve Springs</b> Elgiloy

Digit	Order Code	Description
<b>11</b>	<b>C</b>	<b>Valve Spring Retainers</b> Celcon
	<b>H</b>	17-7 Stainless Steel
	<b>M</b>	PVDF
	<b>P</b>	Polypropylene
	<b>Y</b>	Nylon (Zytel)
<b>12</b>	<b>A</b>	<b>Hydra-Oil</b> 10W30 standard-duty oil
	<b>B</b>	40-wt for continuous-duty (use with 316L SST pump head - standard)
	<b>C</b>	EPDM-compatible oil
	<b>E</b>	Food-contact oil
	<b>G</b>	5W30 cold-temp severe-duty synthetic oil

### Consult the Hydra-Cell Master Catalog for:

- Motors, bases, couplings and other pump accessories
- Hydra-Oil selection and specification information
- Design considerations, installation guidelines, and other technical assistance in pump selection

# Hydra-Cell<sup>®</sup>

## Seal-less Pumps



### **Wanner Engineering, Inc.**

#### **World Headquarters & Manufacturing**

Wanner Engineering, Inc.  
1204 Chestnut Avenue,  
Minneapolis, MN 55403 USA  
Phone: 612-332-5681 • Fax: 612-332-6937  
Toll-Free Fax (USA): 800-332-6812  
Email: sales@wannereng.com  
www.Hydra-Cell.com

207 US Highway 281  
Wichita Falls, TX 76310 USA  
Phone: 940-322-7111  
Toll-Free: 800-234-1384  
Email: sales@wannereng.com  
www.Hydra-Cell.com

#### **Latin American Office**

R. Álvaro Anes, 150 Bairro Campestre  
Santo André/São Paulo, Brazil - CEP 09070-030  
Phone: (11) 4081-7098  
Email: mmagoni@wannereng.com  
www.Hydra-Cell.com



### **Wanner International Ltd.**

Wanner International, Ltd.  
Hampshire - United Kingdom  
Phone: +44 (0) 1252 816847  
Email: sales@wannerint.com  
www.Hydra-Cell.eu



### **Wanner Pumps Ltd.**

Wanner Pumps, Ltd.  
Kowloon - Hong Kong  
Phone: +852 3428 6534  
Email: sales@wannerpumps.com  
www.WannerPumps.com

Shanghai - China  
Phone: +86-21-6876 3700  
Email: sales@wannerpumps.com  
www.WannerPumps.com

